

JUNE 2015 MEMBERSHIP SURVEY - Initial Results

Respondent Characteristics

Own vs. Rent

76% Own

24% Rent -- 86% of renters have been in Lawrenceville for 1 or 2 years

Neighborhood

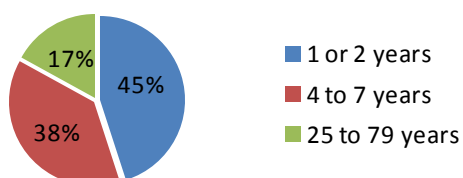
63.33 % from Central (9th Ward) Lawrenceville

3.33% from Lower (6th Ward) Lawrenceville

33.33% from Upper (10th Ward) Lawrenceville

Number of Years in Lawrenceville

of Years in Lawrenceville



Average number of years:
11.34 years

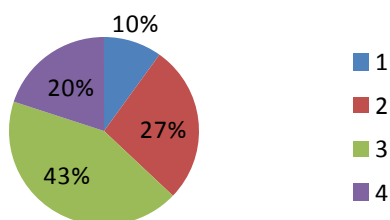
Median number of years:
4 years

Priorities with Average ranking:

Community Planning and Development	3.17	Responsible Hospitality	5.91
Community Gardens	4.84	Basic Constituent Svcs and Assistance	6.09
Community Events	4.92	Lawrenceville WORKS!	7.13
Public Safety (Block Watch)	5.21	Farmer's Market	5.38
PEP Rally	8.73	Senior AdvantAGE	9.23
Clean-ups	5.88	Landlord and Property Owner Wkps	9.36

Respondent Modes of Transportation

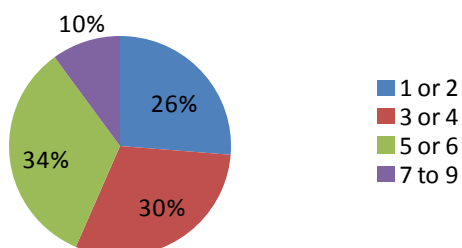
of Modes of Transportation Used



Walk = 28
Car = 27
Bus = 18
Bike = 9

Where Respondents get Community Information

of Sources Used



Nextdoor	18
LU E-Newsletter	18
Facebook	18
Your Neighbor	16
LU Webside	15
Local Business Bulleting & Posters	9
Flyers	8
BGC Bulletin	7
Block Watch Meetings	6
Twitter	6
Church Bulletin	0
Other: A friend, 53nd St Market	

